





Incorporated Number: 1400344



- No Entry Fee
- \$25 Merchandise Voucher to the Top Score
- Male/Female
- Adult
- Junior
- Cub

Guidelines

1. This shoot is only open to financial TAA members.
2. Three or more members must shoot together and score each other's arrows.
3. The competition will consist of two parts



- **Part 1: The 'Swat the Creepy Crawly' Target and**
- **Part 2: Can-o-bugs.**
- 4. **Part 1: 'Swat the Creepy Crawly' Target** consists of two rounds
 - Round one: Seven arrows will be shot from each of the five shoot peg positions for a total of thirty five arrows. You may have a break between rounds.
 - Round two: Will be shot and scored the same as round one, the total arrows shot to complete two rounds will be 70.



5. The targets will be shot in order, the archer will shoot clockwise from one to seven as numbered in the target diagram.
6. **Scoring:** Will be 10 for the creepy crawly and 5 for the rest of the circle.
- The arrow must penetrate through the outer circle line and into the white to score the five points.
 - The arrow must penetrate the Creepy Crawly's body to score ten points, the bug's legs do not score 10. Legs covering the body score as a body hit. Wings can score 10.
 - The Centre Target (leech) will score 20 points as the leech is a smaller Creepy Crawly diagram when printed. The rest of the circle scores 5.
7. **Distances:** All archers to start at the 5 metre mark.
- **Adults and juniors:** 7 arrows from each marked distance. 5 metres, 7 metres, 13 metres, 17 metres, 22 metres.
 - **Cubs:** 7 arrows from each marked distance. 5 metres, 7 metres, 9 metres, 11 metres, 13 metres.

8. Target layout:

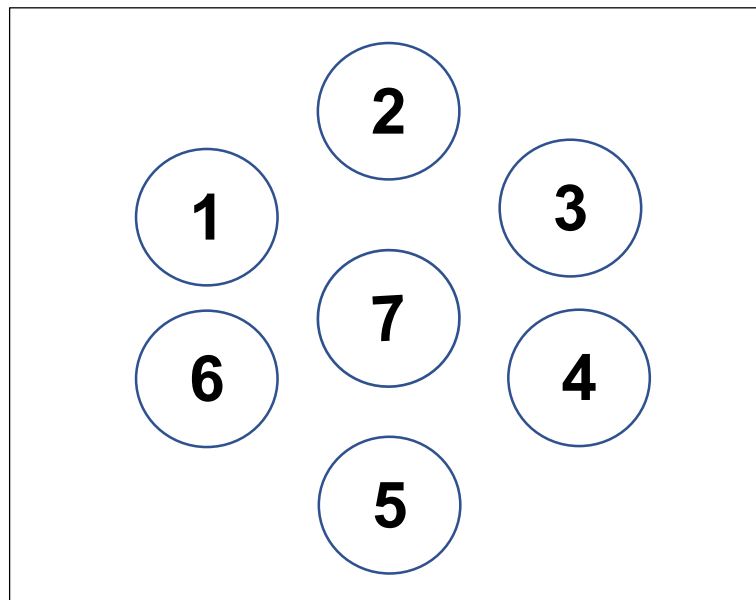
Target size will be 650 Wide x 550 High.

Layout and number from one through to seven as pictured in the diagram on the next page.

Creepy Crawly outer circle prints with a diameter of 150mm.

Creepy Crawly body measurement varies with each different creepy crawly on a standard print out.

Method: Print out each Creepy Crawly. That is seven different creepy crawlies in all (found on pages 5 to 11). Paste on the cardboard backing as pictured below.



If there is a number of archers then you may require a couple of targets.

9. Part 2: Can-o-bugs flu flu's (rubber blunts)

- Five Can-o-bugs will be shot x two rounds.
- Shoot one arrow at each can from any direction, left to right or right to left. The can-o-bugs must be a direct hit and knocked down and not knocked down by hitting the support. If the support is hit and a can falls off, then that can cannot be put back in place and stays on the ground and does not score as a hit.
- The target height is to be roughly 1 metre high and no reference regarding space between the cans.
- Some sand may be place in the bottom of the can for stability. Steel cans are ideal for this as they do not damage as easily as aluminium cans. Standard vegetable tin 110mm High x 75mm Wide.
- Print out five creepy crawly bugs and tape to five cans.



10. Scoring.

Two rounds of five shots, ten points will be scored for each can-o-bugs knocked down. After the first round the cans will be put back in place and shot again for the second round.

11. Distances

- **Adults and juniors:**
 - Round one: 5 arrows at 8 metres.
 - Round two: 5 arrows at 12 metres.
- **Cubs:**
 - Round one: 5 arrows at 5 metres.
 - Round two: 5 arrows at 8 metres.

12. Wooden arrows must be used.

13. Scoring will be done on the score sheet found at the end of the guidelines.

14. Send score sheets to TAA Score Recorder Bonnie Cabrini

scorerecordertaa@gmail.com by 1st June 2022.

15. Divisions will be defined by bow type as in the TAA equipment guidelines.
Refer to guidelines on the website.

www.traditionalarcheryaustralia.org.au

Documents: Reference Material and Guidelines






1. HEAD LICE



2. BED BUG




3. FLEA



4. TICK



5. FLY



6. MOSQUITO



7. LEECH



Incorporated: 1400344

‘Swat the Creepy Crawly’ Postal Shoot Score Sheet

Name: TAA #.....

Equipment	Longbow		Traditional Recurve	Modern Recurve	Hybrid	
	Historical Primitive		Asiatic	Roadie/Para		
Division	Male		Adult	Junior to 17yrs	Cubs To 13yrs	
	Female					

‘Swat the Creepy Crawly’ Target

Adults (A) and Juniors (J): All archers start at the 5m peg.

2 rounds of 7 arrows from each marked distance. 5 metres, 7 metres, 13 metres, 17 metres, 22 metres.

Cubs (C): 2 rounds of 7 arrows from each marked distance. 5 metres, 7 metres, 9 metres, 11 metres, 13 metres.

Round	Distance	1	2	3	4	5	6	7	Sub total
1	5m (A,J,C)								
2									
1	7m (A,J,C)								
2									
1	9m (C)								
2									
1	11m (C)								
2									
1	13m(A,J,C)								
2									
1	17m (A,J)								
2									
1	22m (A,J)								
2									
‘Swat the Creepy Crawly’ Target									TOTAL:

Can-o-bugs flu flu’s (rubber blunts)

Scoring. Two rounds of five shots, ten points will be scored for each can-o-bugs knocked down.

Adults and Juniors: 5 Arrows at 8 metres 5 Arrows at 12 metres

Cubs: 5 Arrows at 5 metres 5 Arrows at 8 metres

	1	2	3	4	5
Round 1					
Round 2					
Can-o-bugs Total:					
‘Swat the Creepy Crawly Target’ Total:					
OVERALL COMPETITION TOTAL:					

Now would ye please send your wee score sheet over to Bonnie Cabrini.
scorerecordertaa@gmail.com

