

in this issue >>>
July – September 2021

Trad Talk

Feature Shoot – NSW State Titles

Spotlight, Behind the Nock -

Get to Know Les Simpson

Trad Calendar



Issue
Two

Your Quarterly Traditional Archery Australia News

“Promoting and Protecting Traditional Archery in all forms”

Sticks And Strings



Save the date July - September >>>

Alliance Events & Workshops

Norfolk Island

4th & 8th July - 3D Internat & Trad Shoot

Lakeside Bowmen

10th & 11th July - Jules Shield Trad Shoot

Wamenusking Archery Club (Wammo)

10th & 11th July - TAA WA State Titles

Chevallan Archery Park

17th & 18th July - TAA Qld State Titles

North Burnett Field Archers

31st & 1st August – 2021 Trad Weekend

Townsville Bowhunters

21st & 22nd August – Traditional Shoot

Sunshine Coast Bowmen

29th August – Knot Shoot

Tully Bowhunters

4th & 5th September – All Bows Weekend

Barambah Bowhunters

4th & 5th September – Bill Baker Memorial

Coffs Coast Archery Club

18th & 19th September – 3D Shoot All Bows

Look before you Loose

Trad Talk

Editorial by Beth Allott

I guess you've all heard that expression you have to walk before you can run. It looks like the "Brief" history of TAA is stuck with the Fact checkers. So, let's talk about some other stuff that's happening with TAA in the present.

Many of you will be aware of the "Archery Alliance", for those of you who aren't...in simple terms...

It's TAA, ABA, 3DAAA and AA all sharing the same insurance policy which gives us the ability to attend cross participation events. In recent months a couple of matters concerning this insurance have come up and before I let you wander off and look at pictures of various shady characters shooting

3D targets, I'm going to hop up on this soap box and let you know a few things.

When you pack your bags and fill up the car to head off to an invitational shoot there is one thing you need to do first, no I don't mean buy your evening libations at the Bottle Shop. I mean have a quick look at the host clubs organisational bodies web page and check that they are insured and the addresses match. "But Ed that's a drag" I hear you say,

and I agree with you but it doesn't hurt to make sure you're covered. The other Insurancy thing, we'd like to tell you

**Fact Checkers
Gotta Check
it's a Fact**

(See what I did there, I said "we" so you'd stop complaining about me) ... HUNTING, have I got your attention back, you can look at the pictures in a minute. Where was I? Ah yes, Hunting, before you toddle off to shoot live targets (because TAA is Safety focused) TAA has introduced a new

Hunt Safety Audit form. This form should be completed and returned to your club prior to leaving on a hunting trip (If you want to be covered by the alliance insurance policy). Don't belong to a club? Complete it and return to the TAA secretary secretarytaa@traditionalarcheryaustralia.org it's not to watch your every move, it's to make sure your covered because We've Got Your Back. Yes, you can go look at pickies now.



Editor Beth Allott
National TAA
Membership Officer

Feature Shoot >>>

Inaugural NSW State Titles

BY TAA Secretary Mrs Leslie White

Coffs Coast Archery Club Woolgoolga

19th-20th
June 2021.

After a false start in 2020, when the original date was cancelled due to Covid, the very first TAA NSW Titles finally took place in June 2021. Around 80 archers, some with family members, travelled to the absolutely stunning forest that is Coffs Coast Archery Club. The club members over this time have worked tirelessly preparing the two ten target ranges, novelty courses,

the camping area and club house. TAA cannot thank them enough for their effort and support.

To say the titles were a success is an understatement, they were awesome!!

Miles of smiles, many catching up with old friends, many making new friends, children experiencing the bush for the first time, greetings by happy Coffs Coast members and a fabulous archery tournament, who could ask for more.

The Titles were run according to the new TAA Shoot and Equipment Guidelines. These can be found on the TAA Website www.traditionalarcheryaustralia.org under Documents. Two Coffs Coast members, President Jason and Range Captain Dave set up one range each.

They really had a competition going on as to which one could challenge us the most...



this led to two excellent and very demanding ranges, just perfect for traditional archers. 74 archers decided to score, others preferred to just enjoy the archery without pressure and anyone who did not have wooden arrows to shoot could still join in as a non-competitor.



The CCAC members were fantastic, very helpful and certainly super welcoming, they ensured we all had a good laughusually at their expense! In this photo (left) from left can be seen some of the crew: Darren, Dave (Range Captain), Jason (President) and Steve.



Coffs Coast Secretary Simon seen here (photo right) with Jarrah and Ewan: *"Over the weekend Coffs Coast Archery Club was very proud to host the inaugural TAA NSW State titles. With over 70 competitive archers, shooting 4 challenging 3D ranges and 4 novelty events. Plenty of archery fun was had by all. Though all divisions were hotly contested, there was a wonderful camaraderie amongst all archers no matter their age, experience, cultural background or hat choice. That made this shoot truly a special event. Congratulations to all Division and Style winners and place getters, you are our first TAA NSW State Champions. Wear your medals with pride. We at CCAC would like to thank all the archers and clubs that participated in and supported this great event. We would also like to thank all those volunteers behind the scenes who made these titles run so smoothly, (you know who you are). You all made it an awesome weekend."* **Simon.**



Dave McGuire TAA National Coast and Top Score Male

"Congratulations to Coffs Coast Archery Club for hosting the NSW TAA Inaugural State Title Shoot, the guys and gal's in the club made everyone feel so welcome it was a pleasure to attend their first title shoot and fingers crossed I hope they will host it next year very well done. It was fantastic to meet and socialise with the archers from Maydaan Archery Club. It was a treat to watch them shooting their Turkish bows with thumb draw, as for most of us it was the first time we had seen this style of shooting. Our different cultures complemented each other and this only made the event even more special. For the majority of them it was their first traditional shoot and I'm sure it won't be there last. Also a shout out to Gary and Tamara Maile for supplying such beautiful medallions. Keith Mattson built and donated the magnificent top score male female trophies also a big thanks to Towball for shrinking the cows head to fit onto the shield his talents are boundless. "

Dave





Adelaide's
three blue
arrows all in
the TEN!!



Coffs Coast President Jason Fisher and Secretary Simon Radford accepting a thank you plaque from TAA for a job well done!

Winners >>>



Top Score
Male 709
Dave McGuire

Top Score
Female 407
Seranda Duniam

(Or as I like to call them, Top Chick and Top Bloke... I'm starting it, it's a thing ED)

The scores for all TAA Title Shoots are placed on the TAA Website along with a few photos in the gallery. Thank you to Danielle Angove, Steve Heaton, Marian Rogan and Dave McGuire who have taken some of the above photos to add to my own.

Leslie White



Tony and Drew at the deer target. From the first peg one could only see the top of the deer's back.



Ahmed receiving a Huon Pine plaque as a thank you for encouraging a large number of Maydaan members to the Title Shoot.



Glenn looking dashing in his kilt.



Valhalla Traditional Invitational Shoot – Tully Bowhunters

27th & 28th February 2021 By Zanette Williamson



The Tully Bowhunters held their first Valhalla Invitational Shoot in February. My Dad, Keith Mattson, and I were truly honoured to be invited. It

didn't matter that it rained from the moment we arrived on the Friday.....we shot in it anyway. Sorry no shooting pictures....far too wet for cameras on the range.

Arrows were sacrificed to the concrete pig, axes and knives thrown, a tug of war, no scoring – just plenty of sledging and egging each other on.

New, slightly oversized gumboots all ready to go out and play.



RJ throwing the axe



Keith showing us his style

As the shoot name suggests this was a memorial shoot, everyone in attendance was there for the right reasons – to honour those we had lost, to enjoy the camaraderie, to listen to stories – old and new and just to have a good time. Respect and mateship is truly valued at this club.



Thank you to long time volunteers Cheryl and Shane for the hearty breakfasts, delicious morning and afternoon teas, the Viking dinner and desserts.



Very Happy Tug-of-War winners. Ever so humble this team. Brian, Greg and Gosper.



Left we have Gosper hydrating at breakfast.

On the right we have Maid Vicki

and far right Vicki and Darren going back in time.



Costumes are all part of the fun, just check out Mr Cook the Viking below.



Above Greg awards Tate a hat and a cooler for his participation in the weekend's activities.

Vicki and Darren receiving the 'Valhalla Shield' from Tully life members Uncle Les, Bruce and Walter.



Thank you to the Tully crew for a fantastic weekend, putting on such fine weather and the **friendliest mozzies I've ever met**. With a cyclone on its way we head back home, for dad just a mere 14 hours' drive.

We would not have missed this for anything.

Zanette Williamson

Robin Hood Tournament Day Loxley Archers

By Gaynor Starr

13 March 2021



" We moved to Tasmania from Adelaide in 2004 and after reaching the goal of restoring our local club back up to the successful club it once was (with the blessing from one of the founding members Bruce McCaskill) decided to follow our passion of Medieval/Traditional Archery and so it all began.

Loxley Archers was formed by us in May 2012 and became a club in its own right in August 2012. We are a Traditional Archery Club and teach Longbow, Horsebow and Barebow Recurve. Our regular shooting targets consist of popinjays (birds up on a pole), spinning and rolling targets, wands, targets with knockout sections, running deers etc.

Our Aim is to promote archery generally at community events in order to reach a wide range of people and introduce them to the wonderful sport of archery. Our annual membership numbers have ranged between 18 and 25 which may seem small in comparison to some clubs but it suits us fine considering it's only the 2 of us running it."



Our recent ROBIN HOOD tournament was held in March and we had 22 archers from across Tasmania. They came from TAA, ABA and AA clubs which was great to see.

What wasn't so great was the weather as it bucketed down from start to finish with only a couple of short moments of respite. This in turn affected the amount and quality of pictures of the day (no fault of the photographer on the day).

The shoot consisted of 2 rounds made up of spinning, slit in the wall, hanging ball, novelty knights, wand, castle, popinjay, puta, 10 ring, hole in the wall and Robin Hood targets.

About 1/2 of the archers left at lunchtime due to being cold and wet whilst those with more stamina stuck it out till the end.

Aside from the weather it was a great day and we look forward to the next one!

Gaynor Starr

Traditional Rendezvous - North Albert Field Archers

By Beth Allott

3&4 April 2021



Over the 2021 Easter weekend 3DAAA club North Albert Field Archers held one of their signature Traditional 3D shoots, attendance was open to other association members thanks to the Archery Alliance. Two challenging and fresh 15 target field ranges were set by the two Williams of NAFA, President William Whyte and William (Billy) Watson, each range was shot as a 2 arrow one day and 1 arrow the next.

As always, the courses were set in fresh bush, giving a true hunting feel, no compacted shooting lanes here. But there were rock hard trees, that I swear moved at the last minute.

The weather was with us on the Saturday and the damp held off, but by the Sunday the constant drizzle tested how well tuned our arrows were with compressed fletches.

Despite the weather, the quality of the targets and the exceptionally well thought out course made for a very enjoyable weekend. Many thanks to the volunteers at NAFA for the hospitality and the use of their range.



Billy Watson respected Trad Archer and designer of excellent field ranges.



Somewhere in here there's a target



The gamble from the shooting peg and up close



Chivalry isn't dead, just a bit damp



Kurwongbah 3D Open Hunt Lakeside Bowmen - 11 April 2021

By Beth Allott

ABA Club Lakeside Bowmen in Kurwongbah Qld held its popular one day 3D shoot in April this year, while not a Traditional Shoot it is a favourite amongst South East Queensland Traditional archers and attracts TAA members from as far afield as Victoria and NSW when border restrictions allow.

Range Captain Peter Van De Molen and his trusty deputies Rod Cronin and Peter Stefanini set out a 24 target course to be shot and scored two arrows each target. Novelties consisted of a Timed Hunt and Speed Round.

I might be biased as Lakeside is my home ABA club, but I'd be hard pressed to think of a finer time shooting with good friends.

Thank you to the Lakeside committee for hosting this alliance event and to the canteen volunteers led by the living legend Sarge, for keeping us so well fed!



Invitational Shoot - Mossman Archery Club

22&23 May - By David Nielsen MAC Secretary



Archers In Paradise. 2021 Mossman Traditional Invitational Shoot participants.

The strength of a small community-based sporting organization like the Mossman Archery Club is just that, the community, both the local community and just as importantly, the wider Archery community as demonstrated with the recent Invitational Traditional Shoot held at our club. Across the weekend of May 21 – 23 2021 we had 51 registrations with some archers travelling days to be with us. Steve and Rod from Townsville and first time north of Cairns, Keith and Laurelle from down Bundaberg way. Keith and daughter Zanette went on to win Men's Grand Champion and Woman's Grand Champion respectively. They'll have to come back now to see their names on the board.

Those that took part in the shoot had to deal with damp and at times windy conditions as they challenged themselves and each other across two quite different bush courses. First up was Saturday's shoot, targeting 16 3D targets spread out in the scrub that makes up our primary bush course. Next came the Hunter's Course across our recently completed 2nd course. This was on Sunday morning, one arrow per target, and the rubber critters were hidden behind trees, in gullies and amongst the guinea grass – quite the challenge.

Further opportunity to display the range of skills present on the day, came with the "running pig", your classic pig-on-a-frame on a cable driven by lead weights and gravity. There was a clout shoot to kick off the 2 day event with a 3D pig standing in the centre of a series of concentric rings, with seemingly endless flights of arrows dropping all around him. No actual hits!! Closest to the pig was Katie Wynne who dropped an arrow neatly between said pigs legs. Such a shoot proved to be perfect for the flexibility of a recurve or long bow, but more challenging for the compound wielders – some of whom had a long long walk down the range to fetch their arrows! "I shot an arrow into the air, it fell to earth I know not where .."



All eyes on the running pig!



Keith Mattson & Zanette Williamson. Grand Champions 2021



Elijah McKenzie &
Caleb Weinert.
Cub Champions 2021



Justin, Ethan & Mario about to drop one on the pig.



Tate lining up on the "hollow Log" shot

For some, there developed within their wooden arrows, a desire to return to their roots as it were, certainly a seeming desire to become branches once again.

So, to round up, a great weekend was had, one shared with great company, challenging shooting, some novel targets and some war stories that will take some beating [if you believe half of them lol]. Once more highlighting the value and importance of community.

To establish a connection between a traditional shoot and the 21st Century, a variation on a theme regarding the classic floo floo event was trialed. The trial involved the majority of our 51 registered archers on a line, firing at a small and nimble drone skillfully piloted by Kade Arnold (he'd obviously been practicing flipping the drone & suddenly reversing direction, thus adding to the challenge).

Much to most people's surprise the drone survived the trauma in order to fly again one day soon. For the record Brendan Wynne and Kathy Fancourt were the only shooters to hit the drone, Brendan with the nock and feathered end of an arrow.



Getting our story straight on the way back to the clubhouse.



Putting it out there was the MAC President, Brendan Wynne. Well, someone had to stand behind the not-so large screen and toss the disks into the air!!



The management committee of the Mossman Archery Club would like to thank all who were able to join us for our Invitational, we hope you enjoyed yourselves and we look forward as a club, to hosting a visit from one and all sometime soon. A special call goes out to those that for various reasons, in spite of best intentions, were just not able to join us. You were missed "Uncle".

The Gathering - Hunter Valley Traditional Archers

12&13 June— By Leslie White (Photos Leslie and Maydaan Archery Club)

Crisp was how one might describe the weather for the HVTA 2021 Gathering, this of course made it the perfect weather for flinging a few arrows and having a crazy good time meeting up with fellow archers.

The planned weekend's activities consisted of 3 Ranges (each ten targets with one arrow), five scoring novelties (Hunt, Bow Bird, Rolling Disc, Running Pig and Speed Round), Broadhead Range, Axe and Knife and of course the Cubs' Balloon Pop. A Top Five Shootout, male and female, was held when scoring finished on Sunday, congratulations Seranda Duniam and Daniel Ross.

Nominations were busy, the 150 pre-printed scoresheets proved not enough for the 160 or so archers present, the printer was put back into action so that more could be produced on the spot. All shooting adults received their complementary 2021 Gathering key ring, some folk even brag of having one for every year in their collection. 185 had signed in at the book by Saturday evening with a few more arriving to the grounds on Sunday.



The club canteen was in full swing for breakfast and lunch. John and Heath volunteering above. On the right Hanadi and Anela brought along a delicious spread to share with whom ever wanted to join their group. Hanadi's husband Ali BBQ (he assures me that is his name) cooked up a treat on the portable BBQ. A big thank you to the Volunteers in the canteen and also to the Maydaan Archery Australia Club.



Balloon Pop

People often ask: "How come HVTA attracts so many people? I bet it's because the club is situated near Sydney." HVTA attracts people from all over the place. The recipe is to relax, have fun, and stop concentrating so much on scores, not to mention looking after the CUBS!

This year young Emma Woodhouse, who has been a member of HVTA since she was knee high, stepped up and ran novelties for the children.....many children!! A strategic game using Balloon Pop, A piñata filled with Popcorn and great prizes for all. Just Brilliant! Parents and Grand Parents cheered and all had great fun. Thank You Emma.



Caught Out! Junior Charlie kneeling pretending to be a Cub... I think she got away with it.



Towball what can one say?
(Except where do I get a beanie like that??? ED)

Catching up right
Howard and Tom



TAA Club Maydaan Archery Australia with their good friend and mentor Alan Camp. Alan is well respected in Traditional Archery, not just for his archery skills, but also his bow and arrow craftsmanship and knowledge.



Ahmed demonstrating overdraw for a long distance shot. Yousof First Place Double Bit Axe first time throwingBeat the experts!



Full Draw – Junior Tales

Featuring - Jarra Kendall

Member of Coffs Coast Archery Club and TAA
Interview by his Uncle Simon (Radford)
Secretary Coffs Coast Archery Club

How old were you when you started archery?

When I was 7 years old. I will be 10 in July.

Why did you want to do archery?

My Pop made me a bow out of bamboo and string and I liked shooting at things in the garden and at some bulls eye targets. Then I wanted to get a real bow. I joined Coffs Coast Archery Club when I got a recurve bow for my 7th birthday. I shoot left handed.

Who do you do archery with?

I shoot with my Pop and Uncle around the 3D course at our club grounds.

What is your favourite thing about archery?

I like to shoot the 3D animal targets.

Have you competed in any competitions?

I have 2 medals for Male Cub Modern Traditional Event 2018 and 2019 and I also went to Norfolk Island and competed in 3D International Event in 2019 and won Cub Boys Recurve Bare Bow.

I am looking forward to competing in the TAA State Traditional shoot at Woolgoolga in June. I have 6 new timbers ready to shoot.



Jarra receiving some valuable tips from TAA Coach Dave McGuire

Happy Birthday! Jarra from everyone at the TAA Executive Committee

Are you a Junior or Cub with a story to tell? If you are we'd love to hear from you. It doesn't have to be about you, it could even be a cool story you've made up. So long as its Trad Archery related.

Show your Shirt...

Seen out and about rocking their TAA style



You too can be as stylish as these TAA folk, click on the merchandise tab at the TAA web page to see how to get your own!



Behind the Nock...A Spotlight on *Les Simpson your National TAA Vice President.*

An interview By Beth Allott



So Les tell us how were you introduced to Archery?

Like a lot of archers my interest in archery started along with firearms. As a 7yr old in South Africa I was taught to shoot by my father. I could double tap a nice close group at about ten meters. The reality of living in a country where your ability to shoot straight and remain calm in an emergency could save your life or a family members life.

After begging my parents for my own rifle and not getting one I got quite good with a home-made Bow and Arrow set made from bamboo. I had many very enjoyable times hunting wild birds in a forest reserve near our home.

How long have you been an active archer?

Well, shooting arrows instinctively most of my life. Since 7yrs old. It was not until I took my son along to archery come and try at Liverpool City Archers in Sydney until I had some lessons. Mid to late 90s.

I can thank firstly Jim Larvin for getting me involved. I recall watching my son shoot. Jim was the Club Coach ending up as CEO of Archery Australia for many years, "pick up a bow and have a go Les". Well, that's all I needed. Jim (you are not using the sights, there are sights you know? Me, I do not need them? It started there, introduced to Kevin Hulbert and my first Longbow. This is for me. It was a Bag End Bow 40# 68in. Made by Jo Vardon from SA. Introduced to Bob Sheehan and a wild man by the name of Ian Fenton. This is a whole story in itself! Maybe next time. Club shoots, State and National shoots for many years until I was introduced to my beloved Traditional Archery in about 2005. Target tournaments were just a pastime Trad Shoots were a passion. I really connected with the traditional archers. They love, archery, the bush, people, and life.

Tully Bowhunters, the people were a major catalyst in my archery spirit and energy they and others gave me to work for Trad Archery in Australia. It was very tough at times on me and my family. But I, along with our small band of followers knew what we had to do. Towball, Ron White, Rob McKenzie then Keith Speight our first real President of the TAA we have now.

What has been your involvement in the sport?

Target Archery with Gold Medals for Australian Nationals Field, Clout and Target. Many state and club medals. They all do not come close to my mounted Goat Horns. Taken with a 30yr old bamboo Longbow, Heart Lung shot. Secretary of Liverpool Archers for 3 yrs. Committee member for many more. President, Secretary and now Vice-President of TAA.

What keeps you picking up the bow?

As my mentor has said: "Watch Those Arrows Fly". And the comradery of Traddies



Who do you admire most in the archery world, and why?

There are many very famous archers I admire but none more than Ian Fenton. A true mate and a man that has put his heart and soul into promoting archery all his life. Also the most unrecognised archer and promoter in Australia. Just have a look at what he has achieved. His drive and guidance within, TAA, ABA, TBA, Archery Hall of Fame, Archery Museum, it goes on and on!

Do you have any skills or talents that most people don't know about?

I am a passionate dog lover and trainer.

Passionate about motorcycles.

I was a Martial Arts Instructor.

Proud ex-member of the Army Reserves 1/15 Lancers recon. B Sq, In my professional career I was responsible for the safety of Presidents, world leaders and many other world-famous entertainers visiting the hotels I worked for as Security Director.

What would be your personal motto?

"Aim Small Miss Small": The Patriot Movie. "Such is Life": Ned Kelly. More recently as a member of Ulysses Motorcycle Club. "Grow Old Disgracefully".

Straight to the point – Coaching tips

By Dave McGuire, National Coaching Officer

Bow type and draw weight

Are you new to archery?

Not sure what bow to purchase or what draw weight is right for you.

Here are some things you will need to consider before purchasing a bow.

What application will you need your new for? target competition work, hunting or both.

The first thing your new bow will need to be is appealing to the eye. If you like the appearance of the bow then you will appreciate it more and hopefully shoot it better.

The next thing to consider is bow type. There are plenty of different bow types on the market to choose from, e.g.: Primitive bow, English longbow, Asiatic, longbow or recurve. it's all about personal preferences or whatever bow type you are drawn to.

The next thing to consider is the bows draw weight, if you purchase a bow that has a too heavy a draw weight for you to handle you may injure yourself, too much draw weight will also lead to bad shooting habits (poor form) you will not have developed the motor skills, muscle memory or technique to shoot the bow with any accuracy, there is not much sense of having all that power with no control, no control no accuracy.

Sure, shooting a bow takes effort and yes you will most likely get tired but if the bow hurts you when you are shooting it and you can only do 6 or 7 controlled shots then this is not the right draw weight for you.

Unfortunately, this is a very common mistake, and yes this happened to me when I first picked up a bow, I made that exact same mistake. This was partly due to lack of knowledge and bad advice, being overbowed the chances are your first experience with archery will be very poor and you will most likely will put the bow in a cupboard and it probably won't see daylight again. If you're not sure on what bow type or draw weight that's right for you, seek out your local archery club. They will have coaching programs, you can also hire a bow and try different bow types and bow weights, they will help you work out what will suit you best.

As a rough guide to draw weights and taking into account that person's draw length and physicality

Cubs 8# up to 15#,
Juniors 15# to 25#
adult ladies 20# to 35#
adult males 30# to 40#.

These draw weights specifically refer to new archers.



Take down bows are a great option when starting on your archery journey, when you have developed your shooting skills and want to go up in draw weight you simply purchase another set of limbs for your bow. If you like hunting and competitions Like myself I have two bow limbs weights one for hunting and one set for competitions.

So, to sum it up.

In the first instance go to your local archery club for coaching and expert advice.

Purchase the bow you want with the right draw weight for you. Don't just purchase something because that's what's hanging on the dealer's shop wall.

Above all, don't be in a hurry. Archery is a wonderful journey and it takes time to become a proficient archer. And the most important piece of advice I can impart is to go out and just have FUN.

Coach Dave

TAA on Facebook

Check out TAAs Official Facebook page
Traditional Archery Australia Inc
1400344

Richard Hamblin hit the like button on the Traditional Archery Australia Inc 400344 Facebook page instantly becoming the pages 100th like. Richard is Hunter Valley Traditional Archers Range Captain. At his club on May 2 he received a TAA cap for his lucky 100 hit. Richard decided to wear the cap for luck out at the club shoot. We can't promise that TAA caps will make you a better archer, unless they do and then it's totally the cap.



Traditional Skills

By Traditional Skills Officer -
Perry Jackson

Crafting Arrows and Terminology



Arrows are the most important part of any Archers Kit.

I think it's vital that all Traditional Archers know how to assemble Store bought Arrow Components and the accompanying Terminology.

What does Terminology have to do with Crafting Arrows?

Knowing the correct Terms will help a new Traditional Archer who wants to Craft their first set of Wood Arrows get it right the first time.

RIFT is a Term that had fallen into disuse, often Grain is used in its place. The RIFT is the section of the Arrow Shaft that is contained within the grain of the wood. Rift is seen in a Arrow Shaft as Feathered Grain - see Figure 1. It is important to place the RIFT at the top of the Arrow Shaft with the Feathered Grain pointing forwards.

This aligns the Grain of the Shaft horizontally and in the unfortunate happenstance of a Wood Arrow breaking as the Bow is shot the Shards of the Arrow are more likely to be directed away from the Forearm.

REED, is another Term that has fallen into disuse

The REED of an Arrow Shaft is the grain of a wooden arrow that lies Horizontal to the RIFT. An Arrows Spine is measured against the REED, more on that next Newsletter

You will strike experienced Archers who ignore the placement of the Arrow shafts Rift and REED, they say they've never experienced an issue.

I have rendered First Aid to a person with a broken Wood Arrow Shaft buried in their Forearm. The Arrow was assembled without due attention to Reed and Rift and had not been checked after shooting a Tree.

Left and Right Wing Feathers

Note the verticle alignment of the Nocks String Groove, that is across the Grain. This would place the RIFT of the Arrow Shaft ON TOP

Question 1 - can you mix Left and Right-Wing Feathers?

NO! they curve in opposite directions, this will cause Arrow Flight issues.

Question 2 - does it matter if in Archer uses Left or Right Wing Feathers?

Question 3 - I'm Left-Handed should I use Left Wing Feathers or vice versa?

Answer to question 2 and 3 - Not in my experience, I am a right-handed Archer and shoot Left Ring Feathers because they are generally cheaper. Either will work just fine for you.

Useless Fact - (I'm full of 'em) Olympic level Archers who are pedantic with their Bow and Arrow Tuning have noted that when Bareshaft Tuning an Arrow Shaft will rotate one direction or the other without Feathers. They then Fletch their Arrows with the appropriate Offset / Feather.

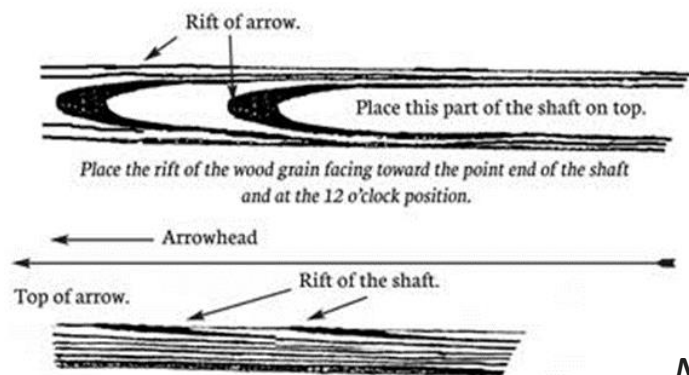


Image 1 - Rift

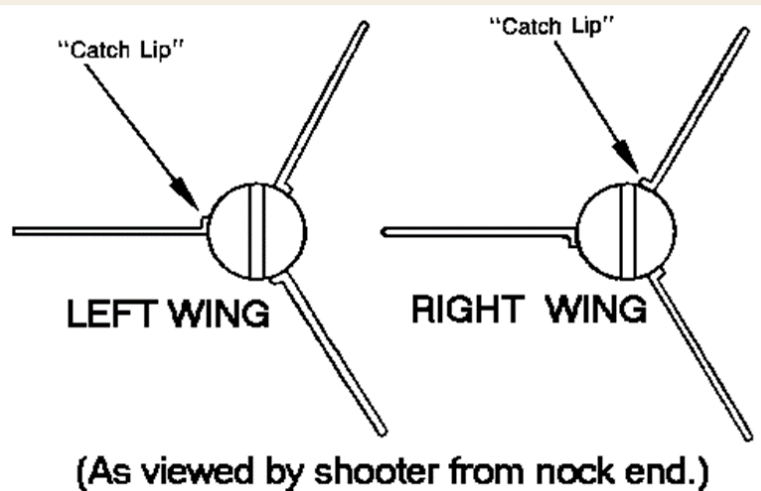


Image 2 - Left and Right Wing Feathers

Next Newsletter, more Terminology & actual Crafting of Arrows.

Feature Club - Archery Ascension (Vic)

By Arman Haque - TAA Club Representative

Archery Ascension are one of only two TAA clubs in Victoria. Located in Narre Warren North, they, like Maydaan in NSW are experts in the Ottoman style of archery. ED




Archery Ascension is happy to share some good news in the progress of our club. On the afternoon of Sunday 28 March 2021, we hosted a BBQ with the friends and family of our club members.

Family and friends of all ages were able to enjoy a BBQ in the sun and try their hand at some archery, time with the horses and mingling and meeting with new friends.

We also conducted a workshop with secondary school students earlier in the morning, one of our many efforts to engage youth with the beautiful culture and art of Traditional Archery. Overall it was a fantastic day.





A few exciting things that our club has run so far are; our first School excursion, an opening exhibition where we featured horsemanship, bow/arrow making and Turkish Traditional Archery, our family BBQ and a visit from Ilhan Abih an archer from Turkey.




Got a question?

Ever wondered who to ask at TAA??

Any question re Traditional Archery, like skills, guidelines, clubs or membership can be directed straight to your TAA Committee. Hop on the TAA web page at <https://www.traditionalarcheryaustralia.org/>

and click on the "Contact Us" button or have a look at the documentation there, it's all included in your annual membership. Just remember we're all volunteers at TAA HQ and might take a day or so to get back to you!



In The Next Issue

Trad Talk – A brief history of TAA P2

(Well, that's the plan)

Next Quarters calendar

Shoot reviews

Behind the Nock: Spotlight on

Australian Archery legends



We look forward to having you down at the club eventually!

If you've got this far and you're reading this, THANK YOU for reading we hope you've enjoyed it. Also, a big thank you to the Contributors, Proof Readers, and our Cover Photographer Heather Pender, ED

Want to be a Stringer (that's a freelance journalist) for Sticks and Strings, you can! If you've got an interesting story, a fantastic photo or something to share. Submit your contributions to the editor Beth Allott at membershipofficer@traditionalarcheryaustralia.org or on the "contact us" button on the web www.traditionalarcheryaustralia.org.

Shoot reviews should be a maximum of 400 words and 5 to 8 photos. Permission from subject should be sought for all photos.

All dates correct at time of publication, photographs reproduced with permission of copyright owner.



Traditional Archery Australia



10th / 11th July 2021

TAA WA State Titles

Bowmen of Wamenusking

2789 Corrigin Quairading Rd, QUAIRADING

Men / Women's Longbow /Recurve Div.

Carbon/aluminum arrows can be used

but only TAA members shooting woods are eligible for awards

Shoot fees: Adults \$50 Junior/Cubs \$30

NON SHOOTERS: \$30 for dinner & breakfast

Sat sign in 10.00 Muster 11.30

3D 3A round followed by novelty events/knife & axe.

Sun sign in 8.00 Muster 9.00

3D 1A round followed by novelty event.

Facilities: Flat ground for camping, hot showers \$5, cold showers free.

Power for medical can be arranged on request.

Raffles will be run during the weekend for fund raising plus
a \$5 in, one arrow skill shoot, last one standing.



Name: _____ TAA # _____
Email: _____ Phone: _____

Please circle:

Equipment	Longbow	Traditional Recurve	Modern recurve	Hybrid
	Historical/ Primitive	Asiatic	Roadie/para	Non shooters
Division	Male / Female	Adult	Junior to 17yrs	Cubs to 13ys

RSVP nomination by June 27th 2021 to

Bonnie Cabrini TAA Score recorder cabba@netspace.net.au or 0427440365

Sausage sizzle (Sat) or Burger (Sun) will be available from 11.00 each day - \$3 ea
Saturday night dinner (roast and dessert) and **Sunday Breakfast** (bacon & egg sandwich) included in shoot fee.

Enquiries & noms for meals & camping to Noel Stone noelstone1955@gmail.com
or 0409 683 824



Lakeside Bowmen

2021 JULES TRAD SHOOT



Lakeside Bowmen Invites All Archers

To A Cross Participation event

To attend the 11th Annual JULES TRAD SHOOT

RESCHEDULED 10th – 11th July

Pre-nominations can be emailed to mikeobrien1967@hotmail.com.

Register from 8.00am, Membership Cards from TAA, ABA, 3DAAA or AA

must be shown when registering.

Muster Saturday and Sunday at 9.00am

Shoot Divisions:

Men

Ladies

Juniors

Cubs

Bow Divisions

(as specified by

TAA)

Longbow

Hybrid Bow

Recurve

Asiatic Bow

Historical Bow



Wooden arrows only



Limit of 6 shooters per group, you may choose your own group, start on which ever target you choose after muster.

Shoot Format:

Saturday: 30 x 3D targets. Speed Round, The Hunt/Stalker Round, Running Target and some other surprises.

Sunday: 30 x 3D targets. Flu Flus with rubber blunts.

Shoot fees:

- Adults \$45
- Juniors & Cubs \$25
- Family \$90

Pre-nominations can be emailed to mikeobrien1967@hotmail.com.

Breakfast, lunch, and evening meals available from Friday night (please let us know if you require evening meal for Friday night) to Sunday lunch. Camping available with hot showers. No Dogs please!

Location: 188 Scout Rd. Kurwongbah 4503, off Dayboro Rd.



Chevallan Archery Park

Gary & Tamara Maile
Hosting



Traditional Archery Australia's

Qld Traditional State Titles

17th & 18th July 2021

A Private Archery Park

Field Course and Novelties as per the current TAA Shoot Guidelines.

- o Saturday: – 20 x 3D targets x 3 arrow walk up plus 3 novelties events
- o Weekend Novelties: Hunt Round – Speed Round – Moving Target – Rolling Disc
- o Lunch will be available 12:30pm – 01:30pm
- o Sunday: – 20 x 3D targets x 1 arrow plus a novelty event
- o Lunch will be available 12:00pm – 01:00pm
- o Event Presentation and TAA Raffle as early as possible to facilitate early departure
- o Shoot Divisions: Mens – Ladies – Juniors – Cubs Form your own groups
- o Style: - Longbow - Hybrid – Recurve Traditional or Modern – Asiatic – Historic - Para
- o For the competition you must shoot timber arrows and be a financial TAA Member
- o Register: – Friday pm & by 8:00am Saturday – Muster at 8:30am
- o Fees: Adults \$ 60.00 *
- o Juniors (13 to <17yrs) \$ 30.00
- o Cubs (<13 with Adult) \$ 20.00
- o Family \$125.00 (2 Adults & 1 or more children)
- o Non archer camp fee \$ 5.00 per day
- o Single day shoot fees, either day, is also available
- o Meals: Must be ordered on Nomination Form
 - available from Friday Dinner through to Sunday Lunch
- o see separate Information sheet for Online nomination assistance plus other details
- o Facilities: Toilets – Hot Showers – Flat Camping area some with fire pits & shade sail
- o Limited Power: Available with Medical Priority - Canteen - Water Station on course.
- Nominations: can be done online: goto Chevallan Home Page as per website below & select the button Trad Shoot Online Registration at the bottom of the page and complete the details, including Meals required (they are only cooking as ordered with nominations).
- Should you have any problems please contact Gary 0419721672
- Current Covid-19 restrictions for Private Residence is 100 persons only: shoot number capped
- o Early & Late Camping available: by arrangement, please phone Gary (as above)
- o All Pets Welcome: Owner responsibility expected
- o Camp Cooking: in raised fireplace
- o Physical Address: 715 Wilsons Pocket Road WILSONS POCKET via GYMPIE

Orange and White Bali Flags at the gate

Website: www.chevallanarcherypark.com or Facebook: Chevallan Archery Park

*Adult Fee includes: TAA Admin Fee + TAA Young Archers Development Fund Fee



NBFA ^{Inc.} 2021 Trad Weekend

July 31st and August 1st

The club is located at
461 Gayndah-Mundubbera Road
Mt Debateable,
Gayndah QLD 4625
If lost please phone us for help.

Our clubs main priority is to
keep our members and
community safe. We will be
reviewing all Covid 19 updates
between now and the shoot to
insure the event is safe and
appropriate for the time the
shoot is held.

For further information
contact: Pauleen Dakin on
0428877647 or email
nbfarchers@hotmail.com
Early camper please contact us

Muster will be at 8:30am sharp

3D Course
Novelties
Night Time Activities



Shoot Fees:

Family — \$60.00
(2 Adults & 2 Juniors)
Adult — \$30.00
Junior — \$15.00

Divisions:

- Male, Female
- Adult, Juniors, Cubs
- Long Bow, Recurve &
Self Bow/ Asiatic
- Cub = Under 13*
- Junior = Under 17*

Archers will Require:

Wood Arrows with a
minimum of 12' of feathers.

- 5 Flu Flus with rubber blunts
- 5 Flu Flus with field points



Club Ground Facilities include 2 flushing toilets,
a porta potty and 2 showers.

Our Club Canteen Will be available all weekend.

There will be a Hot Meal Available
Friday Night until late.

Like and Follow us on Facebook



Incorporated: 1400344

TAA Club Raffle

Win a TAA custom-made Etched Knife housed in a beautifully crafted Leather Sheath

This unique knife was proudly made for TAA by TE Custom Blades, it has the TAA emblem etched into the blade making it a one of a kind work of art.



The matching leather sheath has been skilfully crafted by Graham Foster. Both craftsman are fellow traditional archers helping TAA promote and protect this wonderful sport.



Our aim for these raffles is to further build a team spirit between our TAA clubs and at the same time raise a little bit of money to help each club in some way, not to mention someone ending up with a fabulous prize worth \$700.



All TAA members benefit when our clubs are kept healthy and strong, allowing every one of us to have a safe place to go and enjoy our traditional archery.

Tickets are **\$5** each and can be purchased through your TAA Club Representative or by contacting TAA's Secretary Leslie White through email: secretarytaa@traditionalarcheryaustralia.org

Raffle draw takes place 27th August 2021. A limit of 600 tickets to be sold.

Bathurst Archery Festival 2021

28-29 August 2021



2D/3D Dinosaur & Target Novelty Shoots

12 x 2D Dinosaurs 3 x 3D Dinosaurs &

5 x 122 cm Targets

3 arrows at each target

Separate Event Each Day \$25 (10am Start)

**Trad - Trad (Carbon) - Recurve (Sights) -
Compound (Sights) - Men's, Women's &
Junior Divisions - 40 archer places left**

Online Entries - <https://www.archersdiary.com/UpcomingEvents.aspx>

Payment to Bathurst Archers BSB 062504 Account 28016910

TAA Archery Crafters Demos & Displays

Ottoman Style Archery Demos & Come'N'Try

Western Style Archery Come'N'Try

English Warbow Demos & Displays

255 Boundary Road Bathurst NSW 2795

Opens 9:00 am each day



